

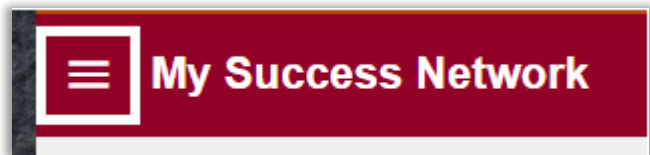
How to View a Degree Plan in Starfish

This guide will show you how to view and save your degree plans in Starfish.

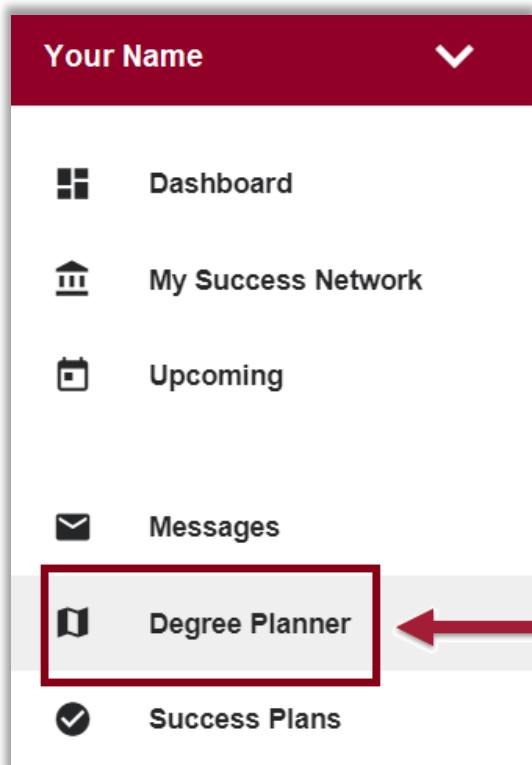
Find your degree plan in Starfish

First log in to [Starfish](#).

Click on the triple line icon in the upper left hand corner of your screen.



Then click on the Degree Planner tab on the Navigation Menu.



This will open Degree Planner.

You may have multiple plans in Degree Planner. However, you will only ever have one **Active** plan. This is the main plan that you should be following, and will always be shown at the top of the list of your plans.

Click anywhere in the plan to open it.

My Plans

My Mathematics (AA-DTA) Course Map Plan

Active



Approved



Mathematics (AA-DTA) Course Map Catalog Year 2021

5 of 90 credits completed

Updated: Oct. 29, 2021, 9:37 AM

My Associate in Arts - Direct Transfer Agreement (AA-DTA) Plan



Approved



Associate in Arts - Direct Transfer Agreement (AA-DTA) Catalog Year 2021

5 of 90 credits completed

Updated: Oct. 29, 2021, 9:37 AM

Note: You may see different statuses symbols next to plans:

Approved



Approved means that a plan has been looked over and approved by an employee, most likely by your advisor.

In Progress



In Progress means that the plan is either still being developed, or you have edited a plan after it was approved. If you edit an Approved plan, it changes back to In Progress until it is approved again.

Returned



Returned means that either an employee **returned** the plan back to you to make further revisions, or it means that you have gone **off track** of your plan and need to get your plan edited and re-approved.

A student is considered “**off-track**” if they have either: 1) unsuccessfully completed a class that is on their plan for a past term, or 2) did not register for a course that is on their plan for the upcoming term.

Note: Please do not edit your Active, Approved Plan without contacting your advisor first! You should connect with your advisor to discuss any edits or updates. Your advisor is listed in your Student Success Network.

Courses Page

After opening a plan, the **Courses** page will be the first page that you are brought to. You will see the courses planned for each term.

My Mathematics (AA-DTA) Course Map Plan

Plan Status
Program Progress
Request Approval

Courses ← Schedule Requirements

+ Add Course Year Term

2021-22

Winter 2022
13 Credits

Spring 2022
15 Credits

Summer 2022
15 Credits

COLLG110
Mo, We | 10:00 AM - 11:15 AM
Puyallup College Center Building 0278

MATH&141
Mo, We, Fr | 11:30 AM - 12:55 PM
TBA
View missing course prerequisites.

PSYC&100
Tu, Th | 9:00 AM - 10:20 AM
Puyallup Brouillet Library/Science Buildin...

BIOL&160
Choose a section.

MATH&142
Su, Mo, Tu, We, Th, Fr, Sa | TBA - TBA
TBA

HUM106

MATH&151

Choose one Writing course: ENGL&102 o... x

Choose one Social Science course: ECON... x

You can click a course to see more details about that course.

+ Add Course Year Term Show Comments

2021-22

Winter 2022
13 Credits

Spring 2022
15 Credits

Summer 2022
15 Credits

COLLG110
Mo, We | 10:00 AM - 11:15 AM
Puyallup College Center Buil...

MATH&141
Mo, We, Fr | 11:30 AM - 12:55 PM
TBA
View missing course prerequisites.

PSYC&100
Tu, Th | 9:00 AM - 10:20 AM
Puyallup Brouillet Library/Sc...

BIOL&160
Choose a section.

MATH&142
Su, Mo, Tu, We, Th, Fr, Sa | TBA - TBA
TBA

HUM106

MATH&151

Choose one Writing course: ... x

Choose one Social Science c... x

COLLG110
College Success
3 Credits , 100 Offerings

Term
Winter 2022

Section
5298_2221_COLLG110
College Success 3
3 credits

Days / Times / Location
MW 10:00 AM - 11:15 AM
Puyallup College Center Building 0278

Meets 01/03/2022 - 03/22/2022

Cancel Save

Description
Students foster self-efficacy by reflecting on and modifying learning strategies, and applying holistic decision making toward personal, academic, and work goals.

If you see a box with a dotted line, this is called a **placeholder**. Placeholders are used when you have multiple options for courses that can fulfill a requirement. Hover your mouse cursor over the placeholder to see the description for it.

In this example, you can see that this student has the option to take either ECON&201 or SOC&201 to fulfill the Social Science requirement.

2021-22

Winter 2022
13 Credits

Spring 2022
15 Credits

Summer 2022
15 Credits

COLLG110
Mo, We | 10:00 AM - 11:15 AM
Puyallup College Center Buil...

MATH&141
Mo, We, Fr | 11:30 AM - 12:55 PM
TBA
View missing course prerequisites.

PSYC&100
Tu, Th | 9:00 AM - 10:20 AM

BIOL&160
Choose a section.

MATH&142
Su, Mo, Tu, We, Th, Fr, Sa |
TBA - TBA
TBA

HUM106

MATH&151

Choose one Writing course: ...

Choose one Social Science c...
Choose one Social Science course: ECON&201 or SOC&201

On the Courses page, you can also select **“Show Comments”** to see if there are any comments added to the plan from your advisor or other employees.

Year Term

Show Comments

Year Term

Hide Comments

Comments

Add Comment

I removed Calculus II as you will not need the course to transfer to your university. We will substitute it for another course to meet the requirements of the degree.

Employee Name
11/8/2021 3:45 PM Edit

That’s it! Those are the basics for seeing your plan in Degree Planner. Next I’ll show you some other screens and functions in Degree Planner that may be helpful for you.

Requirements Page

A useful page in Degree Planner is the **Requirements** page. Click on the Requirements button.

My Mathematics (AA-DTA) Course Map Plan

Courses

Sch...

Requirements

This page shows a list of all the requirements needed to fulfill the degree/certificate. This page will match the corresponding program listing in the [College Catalog](#), and this page also tracks if you have fulfilled each requirement already, or if you are planning to fulfill the requirement in your plan.

Math Course Recommendation

Take one course per quarter until sequence is finished.

Note: The math course you select will depend on the Career Pathway Map you are following, the transfer institution/degree that you select, and your math placement guidance. Your advisor will assist you in selecting credit course(s) based upon co-requisite options.

MATH&141 Precalculus I	5 Credits	Planned for Winter 2022
MATH&142 Precalculus II	5 Credits	Planned for Spring 2022

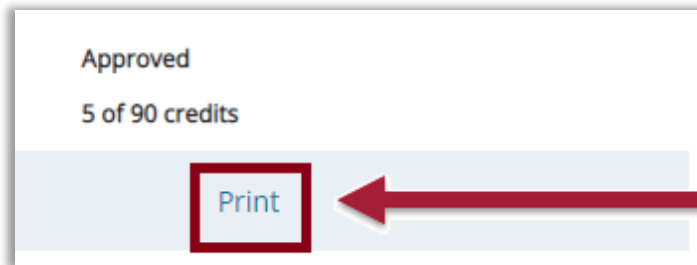
MATH&141 Precalculus I and MATH&142 Precalculus II - Why It's Important: This course sequence is core for this degree: It includes topics of advanced algebra and trigonometry, which will prepare you for calculus.

English Composition I

ENGL&101 English Composition I	5 Credits	✓ Transferred (Grade: 2.70)
-----------------------------------	-----------	-----------------------------

Save Plan as PDF

Another feature that may be useful to you is to be able to save your plan as a pdf. To do so, click **Print**.



If you want a pdf of the plan, make sure the Destination says, "Save as PDF". Click **Save** to save the file into your records as a pdf – and now you can attach and send this document out to whoever would like to see it.

11/8/21, 3:52 PM My Mathematics (AA-DTA) Course Map Plan

My Mathematics (AA-DTA) Course Map Plan
Mathematics (AA-DTA) Course Map
Plan Status: Approved
Catalog Year: 2021-2022

Student ID: #201
Email: @small.pcd.edu
Institution: pierce

Plan Comments
I removed Calculus II as you will not need the course to transfer to your university. We will substitute it for another course to meet the requirements of the degree.
Diana Ning 11/08/2021 03:45 PM

Term	Course Information	Credits
Winter 2022	COLLG110 - 5298_2221_COLLG110 - College Success College Success 3	3
13 Credits	MATH&141 - 12291_2221_MATH&141 - Precalculus I	5
	PSYC&100 - 8876_2221_PSYC&100 - General Psychology	5
Spring 2022	BIOL&160 - General Biology w/Lab	5
15 Credits	MATH&142 - 4474_2223_MATH&142 - Precalculus II	5
	Placeholder Choose one Social Science course: ECON&201 or SOC&201	5
Summer 2022	HUM106 - Ethnic Thought and Culture	5
15 Credits	MATH&151 - Calculus I	5

Print 9 pages

Destination Save as PDF

Pages All

Pages per sheet 1

Margins Default

Options Headers and footers Background graphics