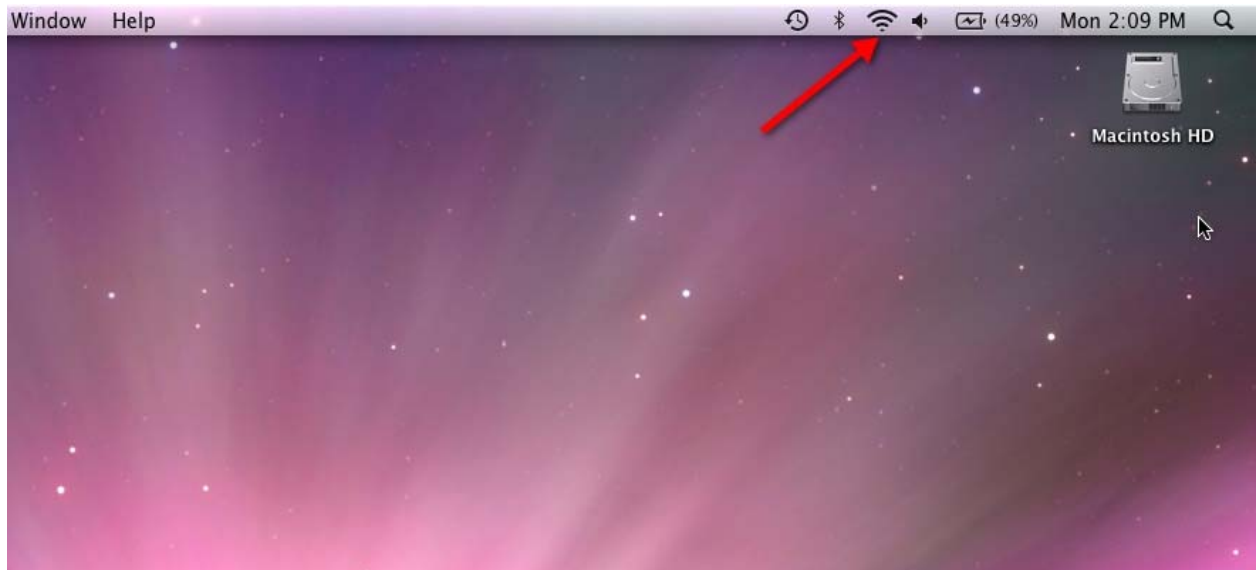
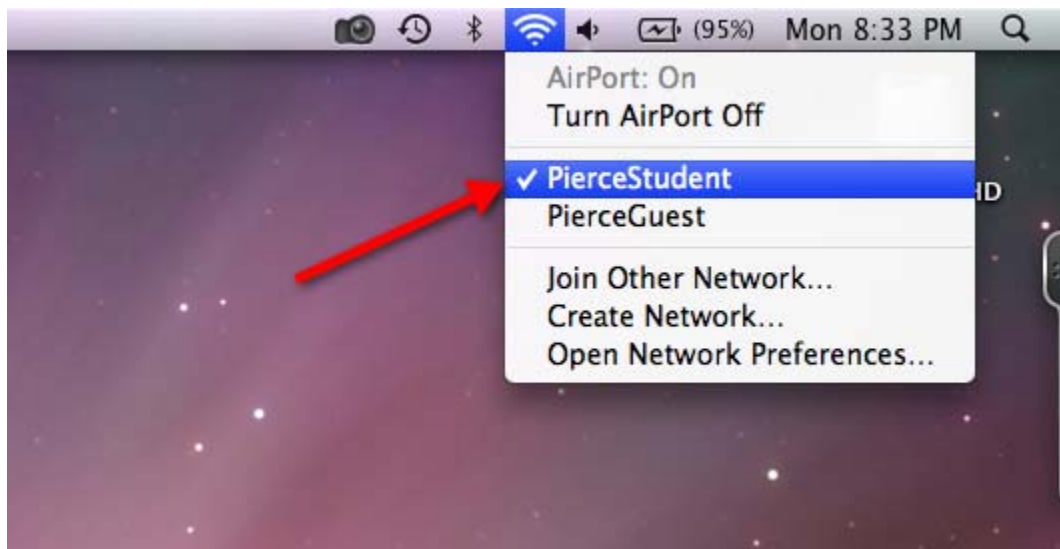


## How to connect to PierceStudent Wireless using MAC OS X 10.5x

1. Click on the Wifi icon



2. Click on PierceStudent




3. Click on Firefox icon



4. Enter your Username and Password using your PaperCut account and Click Log On

**Enter your PaperCut Account here**

**PIERCE COLLEGE**   
*possibilities. realized.*  
Pierce College Student Wireless Network

Username: First Initial + Last Name + Last 4 digits of Student ID# (Example: **jsmith3214**)  
Password: PCD!Birth date in YYYYMMDD format (Example: **PCD!19920328**)

User Name   
Password

Signing in above to use the Pierce College Wireless Network, assumes acceptance of the Acceptable use policy below.  
Any misuse, intended or otherwise, will result in termination of your connection and denial of future connections.

5. You're now connected